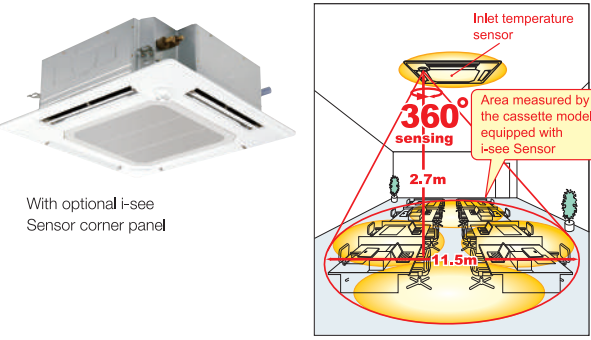


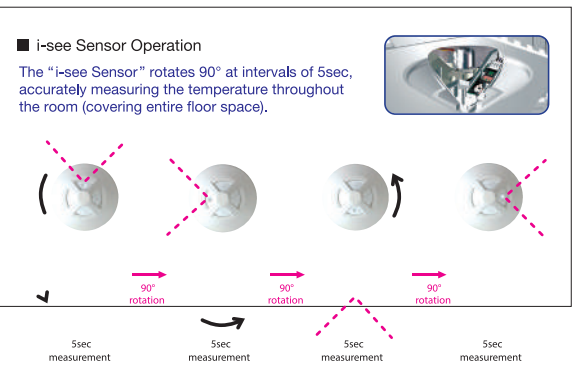


The "i-see Sensor" built into corner panel eliminates uneven temperature distribution and reduces electricity consumption.



"i-see Sensor" temperature-sensing technology improves energy efficiency and enhances room comfort.

The "i-see Sensor" is an innovative Mitsubishi Electric technology that uses a radiation-based sensor to monitor temperature through out an entire room. When connected to the air conditioner control panel, the "i-see Sensor" works to maximize room comfort.



## FEATURES SUMMARY

Performance	Comfort	Easy Installation & Maintenance	Cleanliness
<ul style="list-style-type: none"> <li>High energy efficiency</li> <li>Improved cooling capacity</li> <li>Longer piping</li> <li>Light weight</li> <li>Compact design and easy installation</li> <li>On/off operation timer</li> </ul>	<ul style="list-style-type: none"> <li>Wide airflow</li> <li>Less cold draft</li> <li>i-see sensor</li> <li>Quiet operation</li> </ul>	<ul style="list-style-type: none"> <li>Auto grille lowering *optional</li> <li>Unit height</li> <li>Drain water lighting (850mm)</li> <li>Handy corner pocket</li> <li>Long-life filter (2500hr) *optional</li> <li>Self-diagnostic function</li> <li>Filter indicator</li> <li>Grooved piping</li> </ul>	<ul style="list-style-type: none"> <li>Bacteria and mold resistant filter</li> <li>Smudge/draft-free</li> <li>Fresh-air intake</li> <li>Computerized dehumidifier</li> </ul>

## SPECIFICATION PL SERIES

Models		PL-M18BAK-PA	PL-M24BAK-PA	PL-M30BAK-PA	PL-M36BAK-PA	PL-M36BAK-PA	PL-M42BAK-PA	PL-M48BAK-PA	
Cooling capacity	kW	5.45	6.80	8.80	10.60	10.60	12.55	14.10	
	BTU/h	18,600	23,200	30,000	36,100	36,100	42,800	48,100	
Total input	kW	1.56	2.00	2.54	3.30	3.30	4.15	5.22	
Total current	A	7.1	9.3	12.6	14.9	6.7	8.6	10.6	
EER	W/W	3.49	3.40	3.46	3.21	3.21	3.02	2.70	
Indoor unit	Model name	PL-M18BAK-PA	PL-M24BAK-PA	PL-M30BAK-PA	PL-M36BAK-PA	PL-M36BAK-PA	PL-M42BAK-PA	PL-M48BAK-PA	
	Power supply	1ph 220-240V 50Hz							
	Airflow (low-high)	CMM	14-16-18-20	19-22-25-28	20-24-27-30		24-26-29-32		
		CFM	495-565-635-705	670-775-885-990	705-850-955-1060		850-920-1025-1130		
	External static pressure	Pa	0 (direct blow)						
	Operation control and thermostat	Remote control and Built-in							
	Noise level (low-high)	dB (A)	28-30-33-35	32-36-39-42	33-37-40-43		38-40-42-45		
	Unit drain pipe	mm	O.D 32mm						
	Dimensions (panel)	W	mm		840 (950)		mm		298 (35)
		D	mm		840 (950)		mm		
H		mm		258 (35)		mm		27(6)	
Weight (panel)	kg	23(6)		25(6)		27(6)			
Outdoor unit	Model name	PU-M18VAK-PA	PU-M24VAK-PA	PU-M30VAK-PA	PU-M36VAK-PA	PU-M36VAK-PA	PU-M42VAK-PA	PU-M48VAK-PA	
	Power supply	1ph 220-240V 50Hz					3ph 380-415V 50Hz		
	Refrigerant (R32) control	Capillary Tube							
	Airflow	CMM (CFM)	32 (1130)	59 (2084)	50 (1765)	92 (3249)			
	Noise level	dB (A)	53	56	55	54		56	
	Dimensions	W	mm		840		mm		1050
		D	mm		330		mm		330
		H	mm		525		mm		981
	Weight	kg	35	51	63	81	82	84	86
	Max. height difference	m	20						
Max. piping length	m	35							
Pipe size (outer diameter)	mm	Liquid: 6.35 Gas: 12.7		Liquid: 6.35 Gas: 15.88		Liquid: 9.52 Gas: 15.88			
	m	7.5							
Chargeless piping length	m	10.0							
Guaranteed Operating Range	Upper limit (DB)	46							
	Lower limit (DB)	21							

\*Rating conditions Cooling - Indoor: 27°C(80°F)DB, 19°C(66°F)WB, Outdoor: 35°C(95°F)DB  
 \*Refrigerant piping length (one-way): 7.5m(25ft)  
 \*Total input based on the indicated voltage (indoor/outdoor): 1ph 230V 50Hz, 3ph 400V 50Hz  
 \*The sound pressure measurement is conducted in an anechoic chamber under the test conditions of Japanese industrial Standards.  
 \*The actual sound level depends on the distance from the unit and acoustic environment.



HEAD OFFICE:  
 MITSUBISHI ELECTRIC SALES MALAYSIA SDN BHD (197101000755)  
 Lot 11, Jalan 219, PO Box 1036, 46860 Petaling Jaya, Selangor Darul Ehsan, Malaysia.  
 Hotline: 1-300-13-1303 Fax: 03-7956 3950  
 Website: www.mitsubishielectricmalaysia.com



Mitsubishi Electric Consumer Products and Mitsubishi Electric Shizuoka Works acquired ISO 9001 certification under Series 9000 of the International Standard Organization (ISO) based on a review of Quality Warranties for the production of air conditioning equipment. The plant also acquired environmental management system standard ISO 14001 certification.

Authorised Dealer:



Branches:

Penang : 25-G, Pusat Perniagaan Perdana Jaya, Jalan Permatang Rawa, 14000 Bukit Mertajam, Pulau Pinang. Tel: 04-510 1838 Fax: 04-510 1835


Perak : No. 41, Laluan Tasek Timur 15, (Lorong Bercham 4), Taman Mewah, Bercham, 31400 Ipoh, Perak. Tel: 012-608 5789

Malacca : 365-H, Jalan Melor 4, Taman Peringgit Jaya, 75400 Malacca. H/P: 012-977 9221

Kelantan : 1683, Kg. Dusun Raja Panji, 16100 Kota Bharu, Kelantan. H/P: 010-403 2899

Johor : PLO 32, Kawasan Perindustrian Senai II, 81400 Senai, Johor Darul Takzim. Tel: 07-598 4327 Fax: 07-598 4173

Sarawak : 28F Lorong 23, Jalan Central Timur, 93300 Kuching Sarawak. Tel: 016-866 1383



**SLIM PACKAGED**  
**Ceiling Cassette**  
**R32**  
**Non-Inverter**





# PRODUCT LINE-UP

BTU/HR	18,600	23,200	30,000	36,100	42,800	48,100	Remote Controller
CEILING CASSETTE (NON-INVERTER)	PL-M18BAK	PL-M24BAK	PL-M30BAK	PL-M36BAK	PL-M42BAK	PL-M48BAK	(optional) PAR-21MAA
PL SERIES							(included) PAR-SL97A
OUTDOOR UNITS (NON-INVERTER)							PU-M18VAK

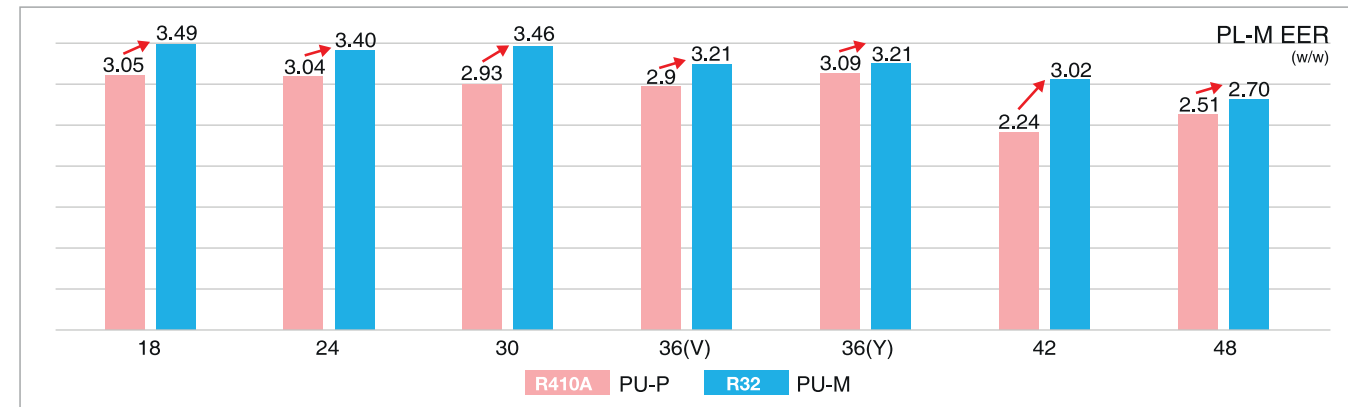
Note: Up to 23,200 Btu/hr entitled for 2 years general warranty and 5 years compressor warranty.  
From 30,000 Btu/hr to 48,100 Btu/hr is entitled for 1 year warranty and 5 years compressor warranty.  
PU-M\*\*VAK - Single Phase  
PU-M\*\*YAK - Three Phase



# MAJOR FEATURES

## High Energy Efficiency

Using the latest R32 refrigerant technology, the R32 SLIM series lessens global warming impact, refrigerant charge, while providing higher cooling capacity and better heat transfer compared to R410A refrigerant. Hence, it improves COP for all new R32 SLIM series which promotes higher energy efficiency for all models in the series.



Specifications reported are figures when PL-P\*\*BAK/PL-M\*\*BAK is connected.


## Improved Cooling Capacity

This new line-up provides optimum performance which is ideal for variety application with its improved cooling capacity.\*

Capacity Class	Rated Cooling Capacity (BTU/h)		
	R410A PL-P	R32 PL-M	Improvement (%)
18	17,400	18,600	6%
24	22,500	23,200	3%
30	28,300	30,000	6%
36 (V) (Y)	35,500	36,100	1%
42	42,300	42,800	1%
48	45,000	48,100	6%

## Light weight and compact size (36/42/48)

The new line-up offers space-saving solution with its compact design and light weight, for ease of installation.



# 4-way Ceiling-cassette

## (PL SERIES)



(i-see Sensor: optional)

PL-M18/24/30/36/42/48BAK



(optional)

(included)



## Automatic Air-speed Adjustment

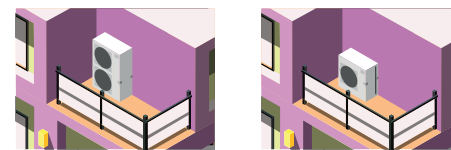
An automatic air-speed adjustment mode is provided in addition to the four air-speed stages, of High, Medium 1, Medium 2, and Low. Air speed can be changed freely according to the difference between set temperature and room temperature. The automatic air-speed adjustment mode offers quick cooling of a room in High mode, such as when starting cooling operation. After the room temperature is stabilized, the system switches to Low mode automatically to maintain comfort.



(When using the wireless remote controller, an extra setting is required.)

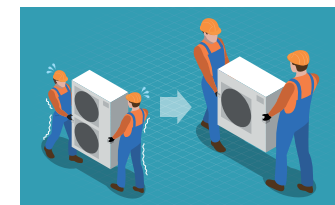
## Better Aesthetic View

Conventional outdoor units may compromised aesthetic view. With the new compact design, the new line-up can be installed in locations while maintaining its aesthetics.



## Easy Transportation and Installation

The reduced weight and height allows ease of carry and installation, thus better transportation performance.



Transportation efficiency improves due to unit's low height. The unit can even be transported by minivan.

A sophisticated design that matches variety of rooms and offers high level of convenience by enhancing quality of life, all combined into this compact, multi-functional indoor unit.


## Longer Piping (18/24/30/36)

This new line-up offers more installation flexibility with its piping length and height difference.

Capacity Class	Max. Piping Length (m)		Max. Height Difference	
	R410A PU-P	R32 PU-M	R410A PU-P	R32 PU-M
18/24	30	35	10	20
30	30	50	15	30
36 (V) (Y)	40	50	30	30
42/48	50	50	30	30

## NEW Blue Fin Condenser

A special coating is applied to the heat exchanger to increase corrosion toughness.



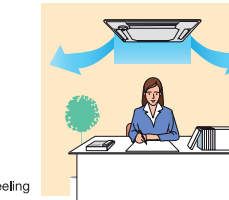
## Wide Airflow

Wide-angle outlets distribute airflow to all corners of the room, ensuring the room is sufficiently cooled/heated. Horizontal airflow and a fan speed reduced by 20% compared to conventional models also contribute to increased comfort for occupants.



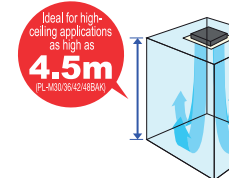
## Less Cold Draft

The horizontal airflow function prevents cold drafts from striking the body directly, thereby keeping the body from becoming chilled.



## Wide-flow Air Outlet

The high-power ceiling cassettes offer a wide-flow air outlet that enables effective air conditioning of rooms with atrium ceilings up to 4.5m in height. The demands of high-ceiling applications such as halls, showrooms or shopping malls can now be fully answered thanks to this powerful, yet highly efficient airflow.



4-way	PL-M18/24BAK			PL-M30/36/42/48BAK		
	Low ceiling*	Standard	High ceiling	Low ceiling*	Standard	High ceiling
	2.5	2.7	3.5	2.7	3.2	4.5

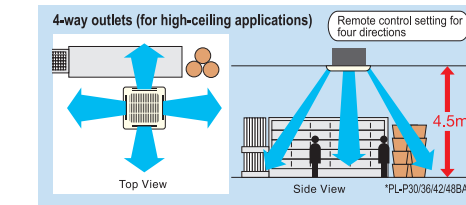
\* If required to use Low Ceiling mode under high humidity conditions, please consult with your Mitsubishi Electric dealership since there is some risk of condensation.

## Vane Control



Wide airflow coverage down to the floor even in expansive spaces like large factory-outlet centers or shopping malls with high ceilings.

The unique airflow design of the powerful ceiling-cassette models reduces pressure loss and provides wide cool-air coverage from high ceilings to the floor even in expansive spaces like shopping malls with ceilings over 4m in height.

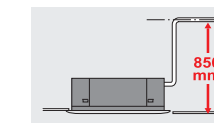


## Fresh-air Intake

Indoor air quality is significantly enhanced by the direct intake of fresh air from outside. An optional multi-function casement (PAC-SH53TM-E) is also available for the intake of a larger volume of air.


## Drain Water Lifting Mechanism

A high-performance drain pump on the drain water lifting mechanism allows the drain water pipe to be routed as high as 850mm from the ceiling surface.



## Automatic Vane Shutter

When the air conditioner is not operating, the vane shutter closes automatically to conceal the air outlet and create an aesthetically appealing flat surface. This feature will not activate when the vane is set at fixed position.



## "Pure White" Colour Matches Interior Décor

The colour "Pure White" has been introduced for the decoration panel and wired remote controller so as to blend in with any interior décor.

## Quiet Operation

An improved airflow path and powerful high-capacity flow fan contribute to the realisation of quieter operation.

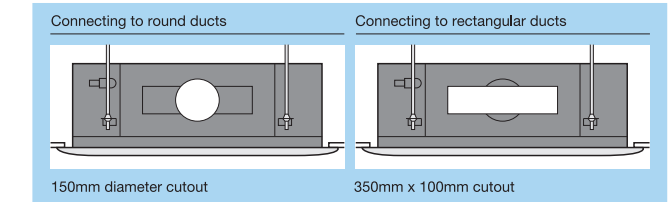


## Bacteria and Mold resistant Specifications

Mitsubishi Electric filters are bacteria-resistant, and the drain pans are designed to prevent the growth of mold for fresh and pleasant air conditioning at all times.

## Compatible with Round and Rectangular Ducts

For easy connection to branch ducts, knock-out holes are designed to fit both round and rectangular ducts. Matching the shape of the duct fringe provides more flexibility during installation.



## Corner Pocket Design

By using handy pockets equipped on four corners of the grille, maintenance work such as drain pan cleaning and height adjustments can be accomplished without removing the grille.



## Unit Height

Ceiling cassette models boast a slim body height for smooth and aesthetic installation, even in narrow spaces.

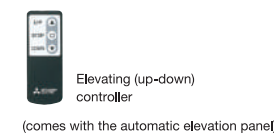


## Other Features

- Maximum upward draining of 850mm
- Wired remote controller available
- Duct fitting for fresh-air intake
- Branch duct

## Automatic Grille Lowering Function (Option)

Easy to use/Simple maintenance  
An automatic grille lowering function capable of stopping at eight different height levels allowing filter maintenance to be simplified.



(comes with the automatic elevation panel)

